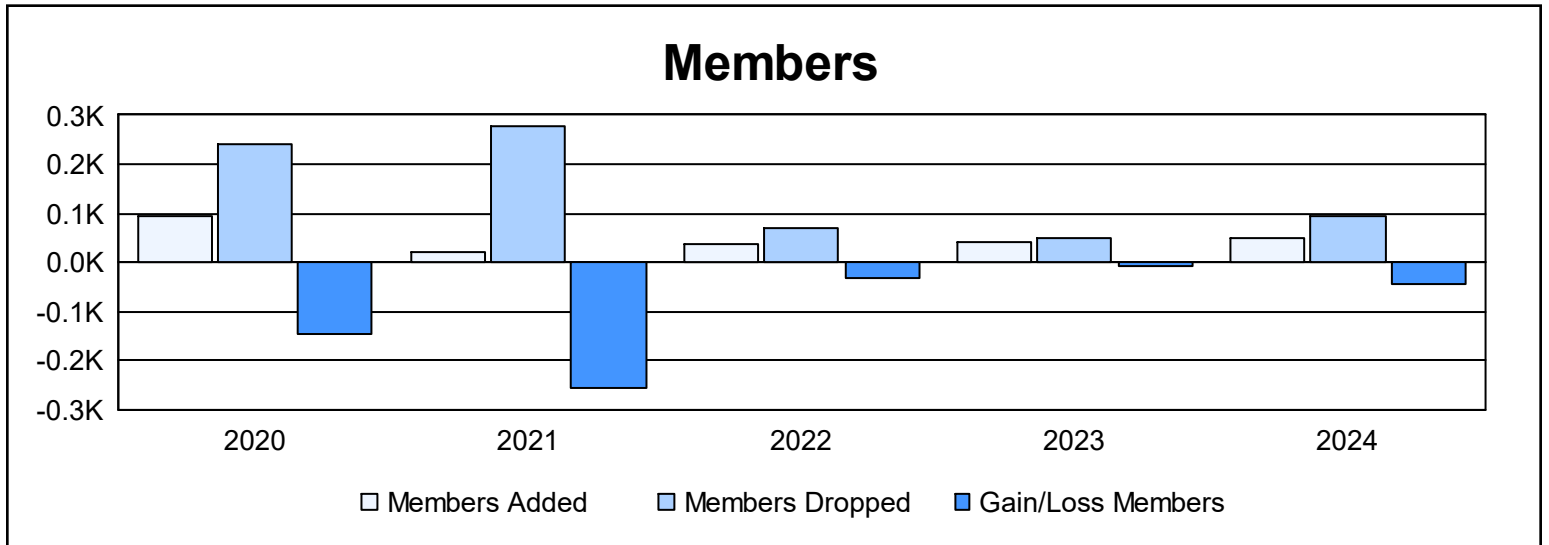
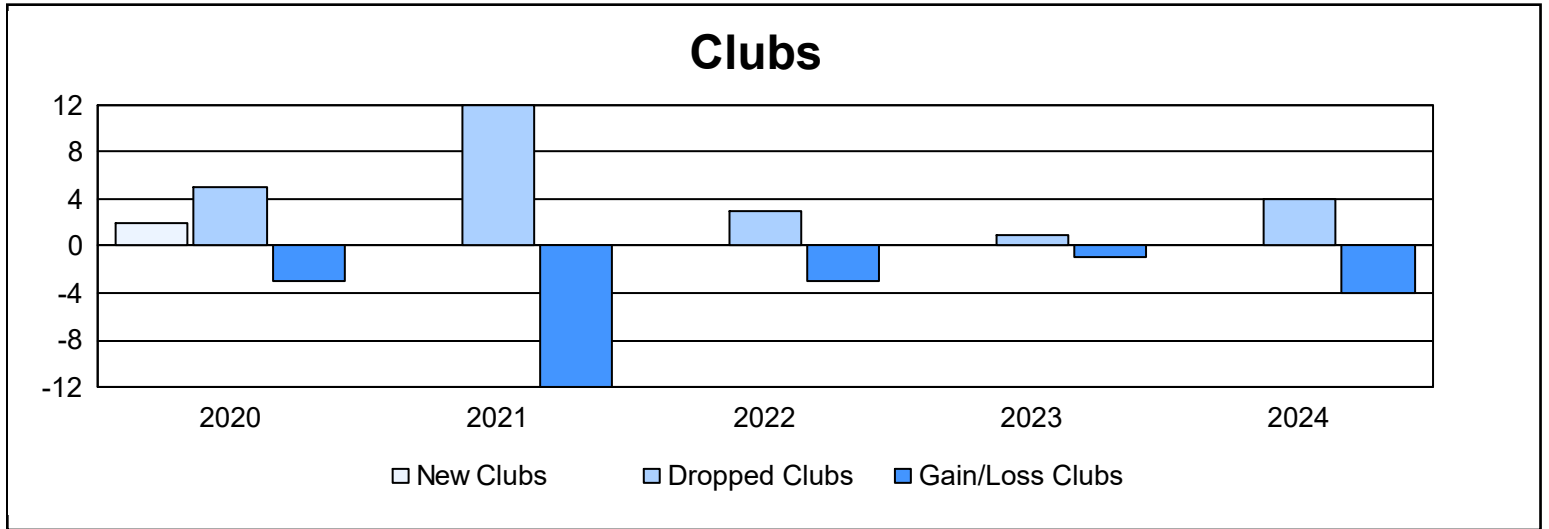
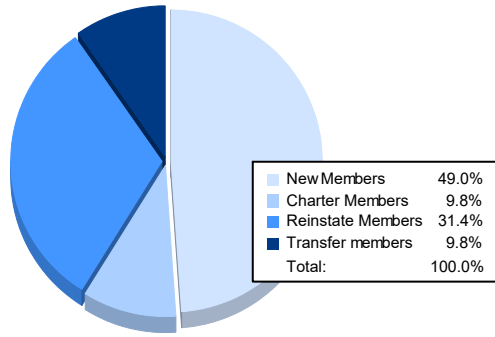


Year	New Clubs	Dropped Clubs	Gain/ Loss Clubs	New Members	Charter Members	Reinstate Members	Transfer Members	Total Member Added	Total Members Dropped	Gain/ Loss Members
2019-2020	2	5	-3	43	44	1	7	95	241	-146
2020-2021	0	12	-12	10	7	3	0	20	277	-257
2021-2022	0	3	-3	25	8	3	0	36	69	-33
2022-2023	0	1	-1	42	0	0	0	42	51	-9
2023-2024	0	4	-4	25	5	16	5	51	95	-44
<b>Average</b>	<b>0</b>	<b>5</b>	<b>-5</b>	<b>29</b>	<b>13</b>	<b>5</b>	<b>2</b>	<b>49</b>	<b>147</b>	<b>-98</b>



### Membership Composition June 2024 Cumulative



### Gender Composition June 2024 Cumulative

